



INSTRUCTIONS TO ACCESS ON-LINE JOURNAL

➤ Go to www.sagamorepub.com

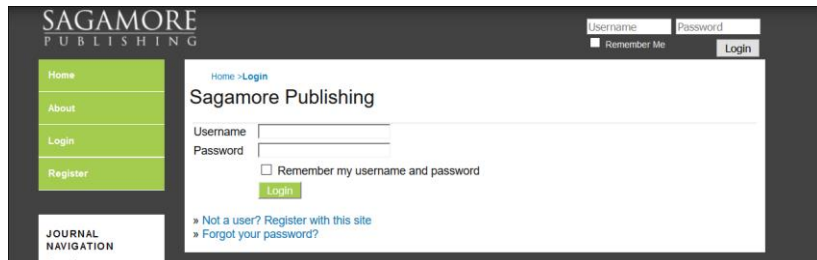


DO NOT use the log in above the Sagamore banner

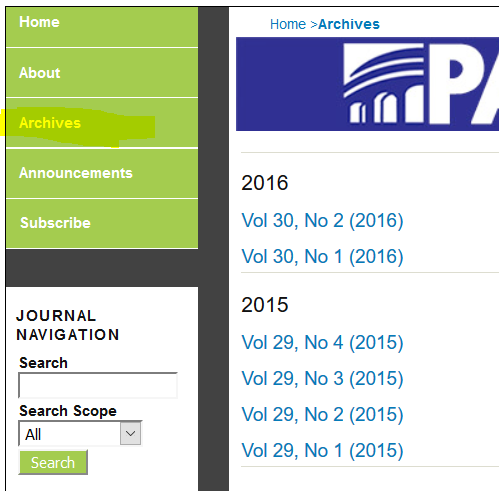
Hover over the journals tab shown below. You will see “Subscribe”, and “Journal Access”. Click on “Journal Access”



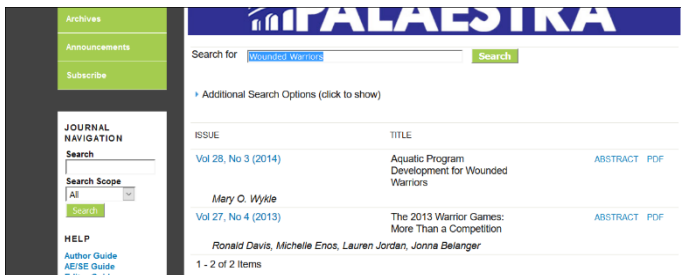
The page that comes up will be where you sign on with your username, and password. It looks like the one below.



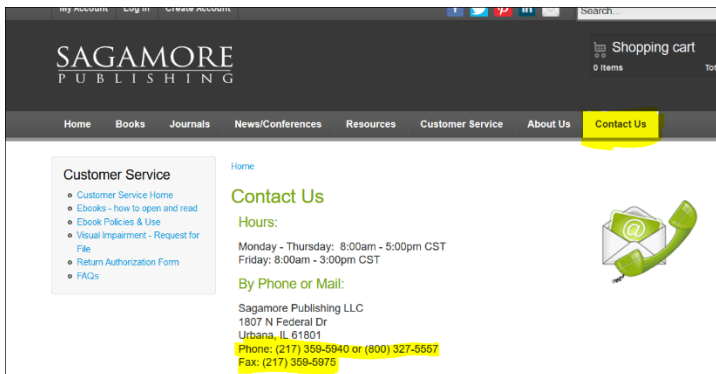
Once you are signed in you will see a list of journals you are a subscriber to. If you only subscribe to Palaestra journal that is all you will see. It looks like the image to the left. If it does not, click on the green “Home” button in the upper left corner after you have signed in.



If you would like to view the archived issues, click on the green “Archive” button in the upper left corner. See image on left.



You can search for an archived article many different ways. In the example to the left, I searched by part of the article’s title that was known.



If you are still having trouble, or have questions, please use the “Contact Us” button on the Sagamore Publishing website.

You may contact us by telephone, fax, or email.

Fill in the form and choose “Journal Access/Claims” in the drop down menu.

For other concerns, please fill out the contact form and someone will get back to you as soon as possible.

Name: *

Email: *

Phone: *

Question or Issue Type: *
Journal Access/Claims

Question/Comments: *